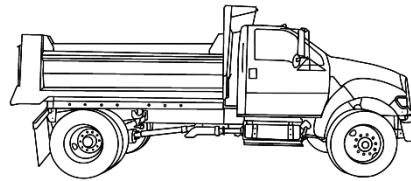


GEM ROCK DELIVERY TRUCK OPTIONS

Delivery options below. Please select the proper delivery vehicle for your location


SMALL DUMP TRUCKS

- Hauls 5-7 Yards
- Turning Radius of 37'
- Bed Raised Height of 15'
- Length of Truck 21'
- Max weight of 26,000 pounds



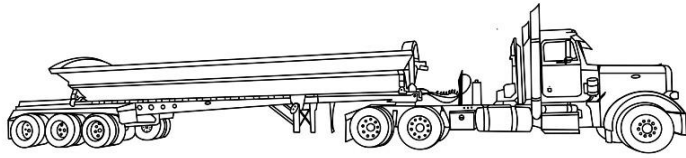
LARGE DUMP TRUCKS

- Hauls 18-22 Yards
- Turning Radius of 75'
- Bed Raised height of 21'
- Length of Truck 29'
- Max weight of 63,000



SIDE DUMP TRUCK

- Hauls 15-22 Yards
- Turning radius of 80'
- Length of Truck and Trailer is 65'
- Bed Dumping room required 10'
- Max weight of 80,000-90,000



FLAT DECK

- Max weight 80,000
- Truck height 10'
- Turning radius 80'
- Length of truck and trailer 65'
- Flat deck delivery requires the customer/purchaser to remove materials (pallets, boulders, super sacks, etc.) from our trailers/trucks using their equipment (fork lifts, tractors etc.). Extreme caution should be taken to avoid damage to Gem Rock and Trucking equipment. Damage caused to our equipment will be invoiced to customer.

GRAPPLE TRUCK

- Turning Radius of 80'
 - Truck height without boom extended 12'
 - Boom Height and Reach 25-35 feet depending on boulder weight
-